



HEDA SHELVES



HEDA SHELVES

Address:

Showroom: XinGangDong Road, HaiZhu District, Guangzhou City
(Metro Pazhou Station D)

Factory: No.3 XiaBo LeHua Road, LuoCun Shi Shan Town, Nanhai District FoShan City

Tel: +86 020-34091098

Cell: +86 18124246657

Web: www.hedaracking.com

Email: heda@hedashelf.cn



Guangzhou HEDA Shelves Co., Ltd

CONTENTS

- 01 About HEDA Shelves
- 02 HEDA Shelves Culture
- 03 Production Procedure
- 04 Container Loading Inspection
- 05 Light Duty Rack
- 07 Medium Duty Rack
- 08 Pallet Rack
- 09 Beam & Upright
- 11 Mezzanine Rack
- 13 Drivein Rack
- 14 Shuttle Rack
- 15 Push Back Rack
- 16 Gravity Rack
- 17 Cantilever Rack

About HEDA Shelves



Guangzhou HEDA Shelves Co., Ltd was founded in 2001. And located in Pazhou - the Exhibition Base of Chinese import and Export Fair Complex, is a professional company specializing in designing, manufacturing, selling and installing all types of display and storage shelves. We specialize in designing manufacturing, selling and installing all types of display stand, storage shelves and supermarket equipments, etc.

Up till now, our factory has workshops occupying a floor area of more than 22000 square meters and 150 workers, Our scientific design, delicate workmanship satisfactory quality and reasonable price make our corporate image perfect!

We can ensure you the first-class service, management and products. Our big factory, advanced facilities and professional workmanship ensure our further improvement. We have made various fashionable and creative shelves for different well-known brand customers, Our products are very popular in Southeast Asia, Japan, America, Canada, Australia and Europe. We have gained great credit from our foreign customers

We serve clients with the consistent principle of "Best Quality, Durable Structure, Perfect Design and Customer Satisfaction". Scientific designs, delicate workmanship, reasonable prices and the best services make our perfect corporate image

Our development lies on your active participation and sincere trust, and we will make every effort for further growth. For your support, we will move forward and further, to be the perfect shelf manufacturer and your best business partner!



HEDA Shelves Culture

Version:

To become a sustainable and internationally recognized company.

Mission:

To pursue excellence in quality, deliver professional services, and create satisfaction with dedication.

Core Values:

Customer First | Unity | Openness | Professionalism | Passion



Production Procedure



Container Loading Inspection



Light Duty Rack

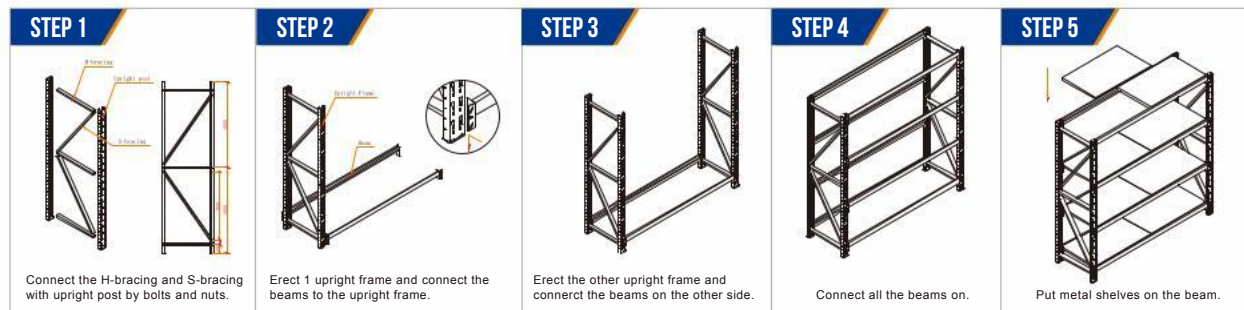


| Length | Width | Height | Load Capacity |
|--------|-------|-------------|---------------|
| 700mm | 300mm | 1520/1830mm | 150kg/200kg |
| 900mm | 400mm | 1520/1830mm | 150kg/200kg |
| 1200mm | 500mm | 1520/1830mm | 150kg/200kg |



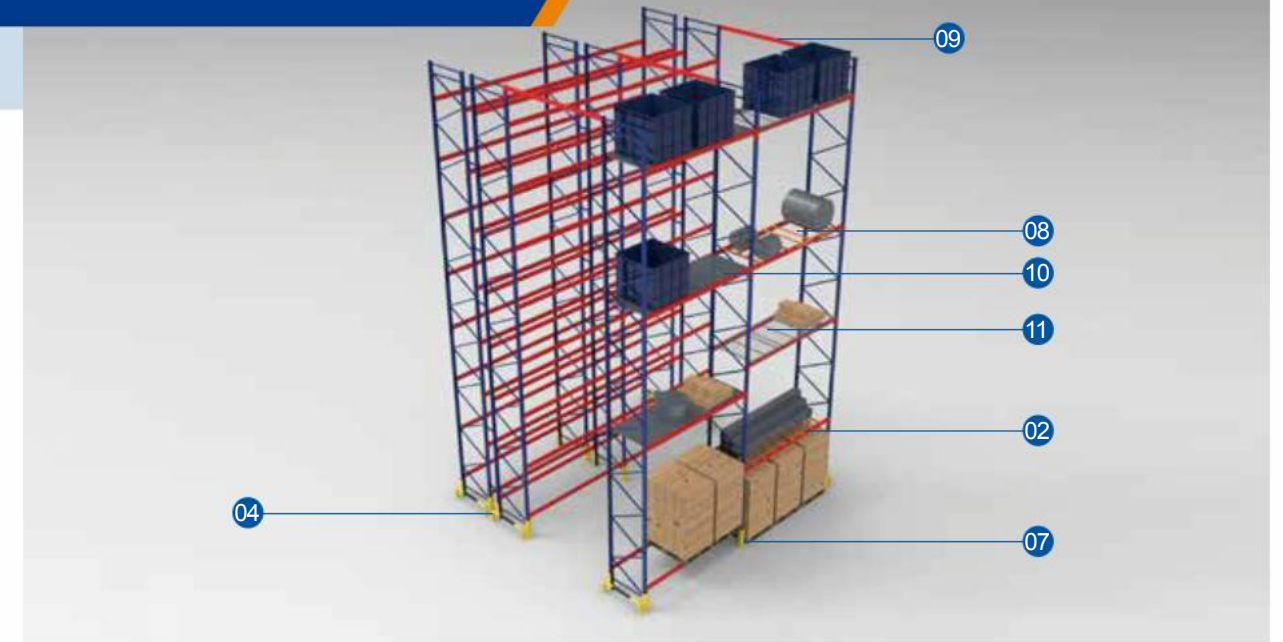
| Length | Width | Height | Load Capacity |
|--------|-------|--------|---------------|
| 1200mm | 400mm | 2000mm | 200kg |
| 1500mm | 500mm | 2500mm | 300kg |
| 2000mm | 600mm | 3000mm | 500kg |

Medium Duty Rack




| Length | Width | Height | Load Capacity |
|--------|-------|--------|---------------|
| 1200mm | 400mm | 2000mm | 200kg |
| 1500mm | 500mm | 2500mm | 300kg |
| 2000mm | 600mm | 3000mm | 500kg |

Pallet Rack




1. Frame
2. Beam
3. Safety Locking Mechanism
4. Frame Union
5. Anchor Bolts
6. Upright Protector
7. Lateral Protection Barrier
8. Cross Bracing Set
9. Top Portal Tie
10. Galvanised Picking Shelf
11. Mesh Shelf



Beam & Upright

Medium and light weight



50x60mm 50x70mm 50x80mm

Heavy duty upright




90x70mm 100x70mm 120x90mm

P-beam



60x40mm 80x40mm 100x40mm

Box Beam




80x45mm 100x45mm 120x45mm 140x45mm 160x45mm



Beam Load-bearing coefficient table

| Section HxB | Length(mm) / Load Capacity(kgf) | | | | | | | | | | | Surface (mm) |
|-------------------------|---------------------------------|-------|-------|-------|-------|-------|-------|-------|-------|-------|------|--------------|
| | 1000 | 1500 | 2000 | 2300 | 2500 | 2700 | 3000 | 3300 | 3500 | 3800 | 4000 | |
| Box Beam | | | | | | | | | | | | |
| 80*45*1.5 | 6206 | 2758 | 1552 | 1173 | 993 | 851 | 690 | 570 | 507 | 430 | 388 | 290 |
| 100*45*1.5 | 9748 | 4332 | 2437 | 1843 | 1560 | 1337 | 1083 | 895 | 796 | 675 | 609 | 330 |
| 120*45*1.5 | 14946 | 6643 | 3736 | 2825 | 2391 | 2050 | 1661 | 1372 | 1220 | 1035 | 934 | 370 |
| 140*45*1.5 | 21503 | 9557 | 5376 | 4065 | 3440 | 2950 | 2389 | 1975 | 1755 | 1489 | 1344 | 410 |
| 160*45*1.5 | 29535 | 13126 | 7384 | 5583 | 4726 | 4051 | 3282 | 2712 | 2411 | 2045 | 1846 | 450 |
| Stacked Box Beam | | | | | | | | | | | | |
| 100+80 | 42397 | 18843 | 10599 | 8015 | 6784 | 5816 | 4711 | 3893 | 3461 | 2936 | 2650 | |
| 100+100 | 54306 | 24136 | 13576 | 10266 | 8689 | 7449 | 6034 | 4987 | 4433 | 3761 | 3394 | |
| 120+100 | 68691 | 30529 | 17173 | 12985 | 10991 | 9423 | 7632 | 6308 | 5607 | 4757 | 4293 | |
| 120+120 | 84627 | 37612 | 21157 | 15998 | 13540 | 11609 | 9403 | 7771 | 6908 | 5861 | 5289 | |
| 140+120 | 103305 | 45913 | 25826 | 19528 | 16529 | 14171 | 11478 | 9486 | 8433 | 7154 | 6457 | |
| 140+140 | 123769 | 55008 | 30942 | 23397 | 19803 | 16978 | 13752 | 11365 | 10104 | 8571 | 7736 | |
| 160+140 | 147263 | 65438 | 36809 | 27833 | 23558 | 20197 | 16360 | 13520 | 12019 | 10196 | 9202 | |
| Square tube beam | | | | | | | | | | | | |
| 80*45*1.5 | 3889 | 1728 | 972 | 735 | 622 | 533 | 432 | 357 | 371 | 269 | 243 | 250 |
| 100*45*1.5 | 6299 | 2799 | 1575 | 1191 | 1008 | 864 | 700 | 578 | 514 | 436 | 394 | 290 |
| 120*45*1.5 | 9954 | 4424 | 2488 | 1882 | 1593 | 1365 | 1106 | 914 | 813 | 689 | 622 | 330 |
| 140*45*1.5 | 12213 | 5428 | 3053 | 2309 | 1954 | 1675 | 1357 | 1121 | 997 | 846 | 763 | 370 |
| 160*45*1.5 | 18441 | 8196 | 4610 | 3486 | 2951 | 2530 | 2049 | 1693 | 1505 | 1277 | 1153 | 410 |




Mezzanine Rack



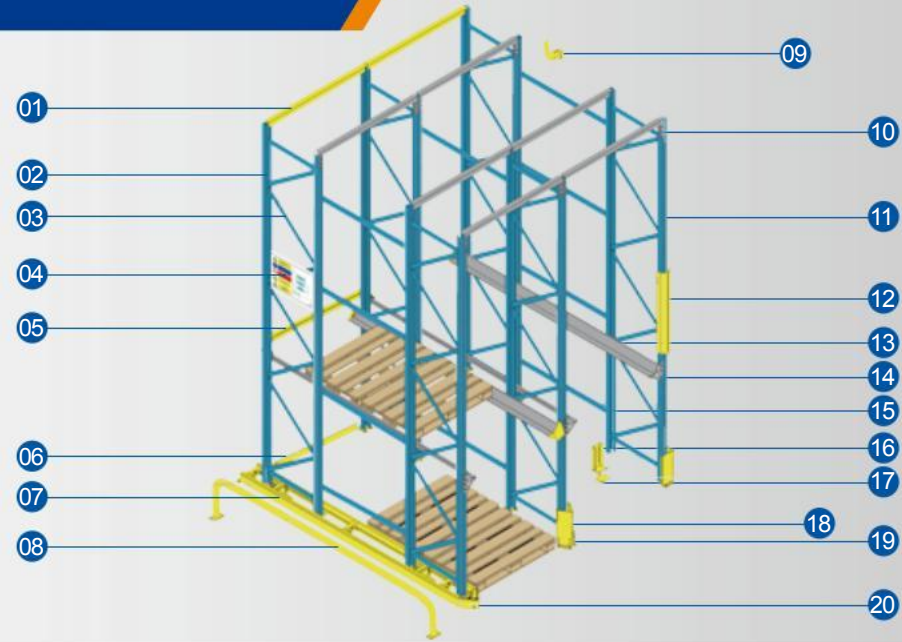
- 1. Single Upright
- 2. Double Upright
- 3. Main Beam
- 4. Crossing Beam
- 5. Vice Beam
- 6. Guard Bar
- 7. Wooden Floor
- 8. Galvanized Floor
- 9. Wire Mesh
- 10. Ladder
- 11. Swing Gate



HEDA SHELVES



Drive in Rack



- 1. Top Beam
- 2. Frame
- 3. Bracing
- 4. Load Notice
- 5. Back Stop
- 6. Floor Level Back Stop
- 7. Forklift Guide Rail
- 8. End Barrier
- 9. Locking Pin
- 10. Single Support
- 11. Upright Post
- 12. Upright Protector
- 13. Pallet Rail
- 14. Entry Guide
- 15. Double Support
- 16. Shim
- 17. Base Feet
- 18. Column Guard
- 19. Holding Down Bolt
- 20. Rail Protector



Shuttle Rack



Racking Components

- 1. Column
- 2. Foot Plate
- 3. Adjustable Foot Stand
- 4. Horizontal Bracing
- 5. Diagonal Bracing
- 6. Row Spacer
- 7. Supported Beam
- 8. Rail Bracket
- 9. Rail
- 10. Lateral Bracing
- 11. Post Guard
- 12. Forklift Stopper Plate
- 13. Shuttle Car
- 14. Remote Control




Push back Rack




- 1. Frame
- 2. Beam
- 3. Rail
- 4. Trolley
- 5. Rail Support
- 6. Trolley Occupancy Indicator
- 7. Pallet Centraliser




Gravity Rack



- 1. Frame
- 2. Beam
- 3. Rail



Cantilever Rack



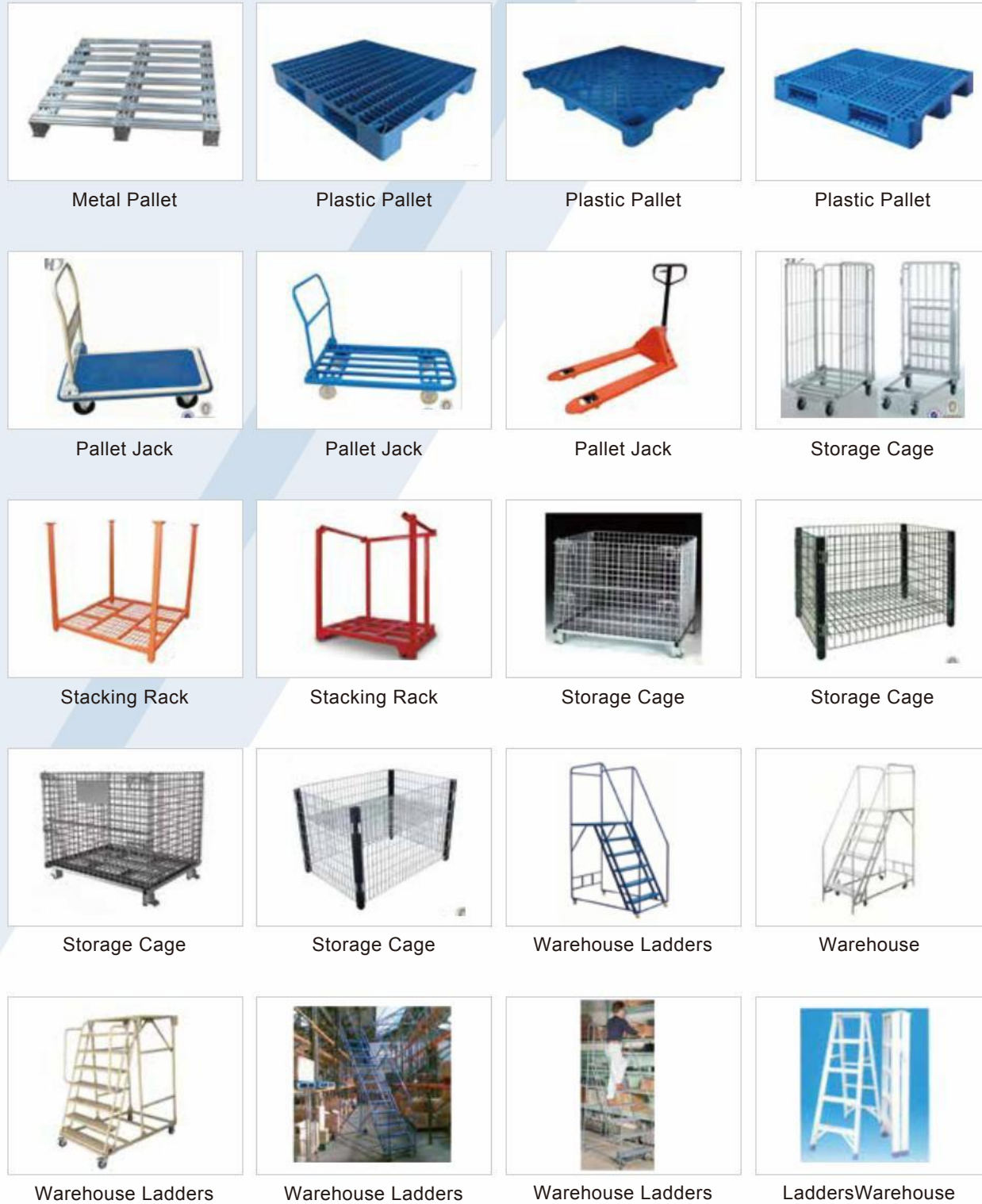
Cantilever racks are being used for storing tubular products, structure products, section aluminum and many products with long and big size. Materials are stored and fixed on the arms by side forklifts or stacker cranes. This type is suitable for the warehouses with limited space and low height and widely being used in mechanical industries and supermarket of building materials.



- 1. Upright
- 2. Arms
- 3. Base
- 4. Cross Bracing



Accessories Series



Our Customers

